


SEARCHING AVAILABLE INVENTORY

1

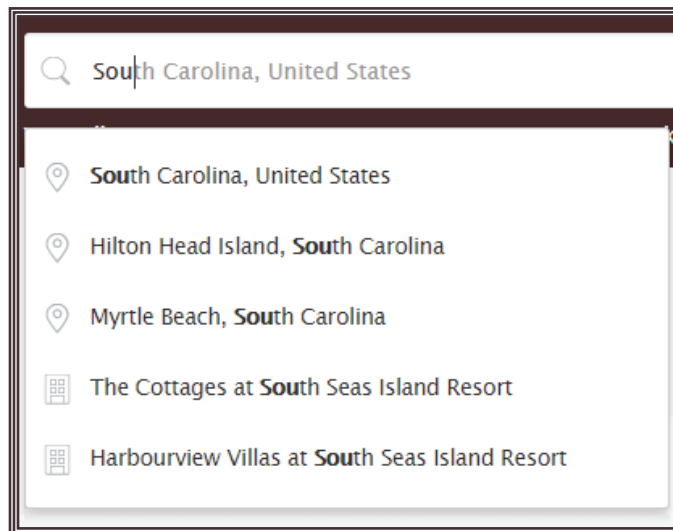
At the top of your Member dashboard is the Search tool. You can use this tool to search by location, resort, and dates.



The screenshot shows the top navigation bar of the Hilton Grand Vacations website. It includes the logo, navigation links for DESTINATIONS, CLUB MEMBERSHIP, POINTS, OWNERSHIP, and HELP, and a user profile icon. Below the navigation bar is a search interface with a text input field labeled "Search by Location or Resort", "Check In" and "Check Out" date pickers, a "Guests" dropdown menu, and a blue "SEARCH" button. At the bottom of the search bar are three links: "View All Resorts", "View Open Season", and "View Home Week".

2

Simply begin typing in a location or resort name. As you type, our system displays matches for you to select from. You can stop typing and select from the list at any time.



The screenshot shows a search dropdown menu. The search input field contains "South Carolina, United States". The dropdown list displays several suggestions, each with a location pin icon: "South Carolina, United States", "Hilton Head Island, South Carolina", "Myrtle Beach, South Carolina", "The Cottages at South Seas Island Resort", and "Harbourview Villas at South Seas Island Resort".

3

If you have specific dates you want to reserve, enter them in the Check-in and Check-out boxes. If you would like to see all the available dates, you can leave these boxes blank.



The screenshot shows two date pickers. The first date picker is set to "01/07/2018" and the second date picker is set to "01/14/2018".

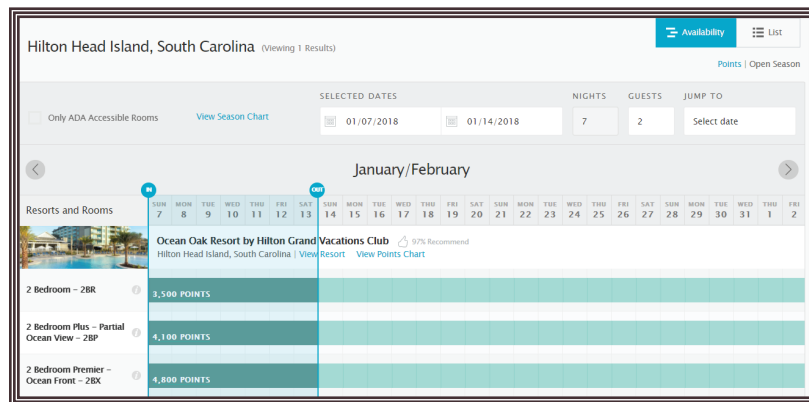
4

Select the number of people in your party from the drop-down list.



5

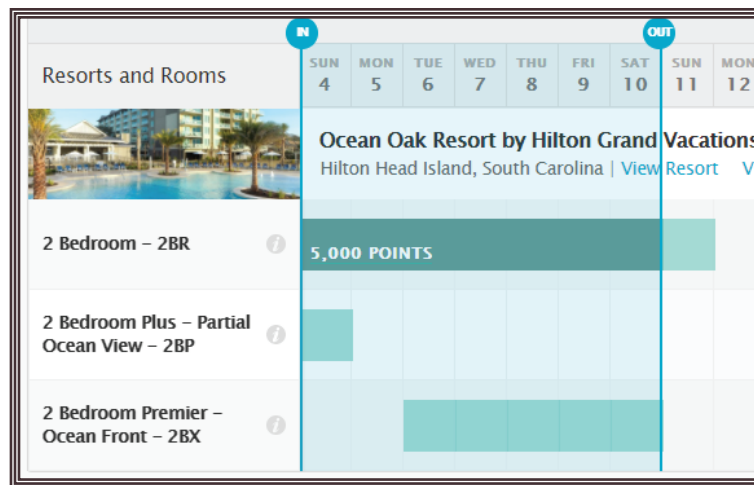
Click **Search** to be taken to the Availability view so you can see what is available. You can book any of these options or look for other dates.



6

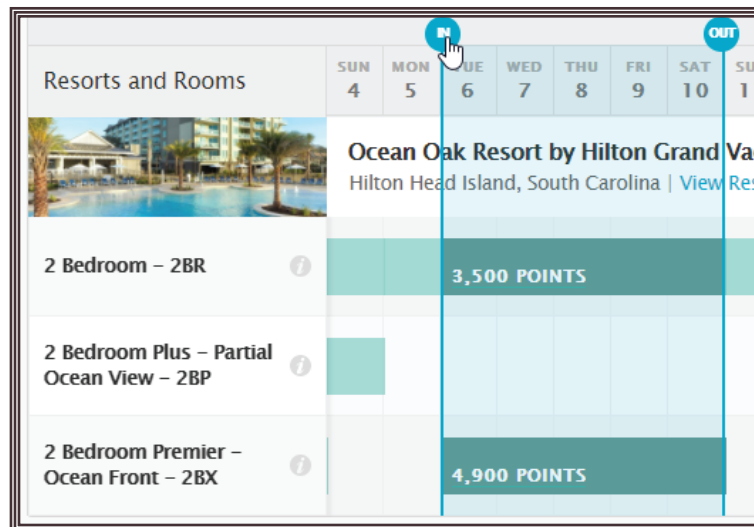
When looking at availability, if your selected dates have a solid green bar and a point or cash value associated with them, you can book those dates.

In our example, you can book the 2 Bedroom from Sunday the fourth through Saturday the eleventh for 5,000 points. The 2 Bedroom Plus is only available on Sunday the fourth and the 2 Bedroom Premier is already booked for the fourth and fifth.



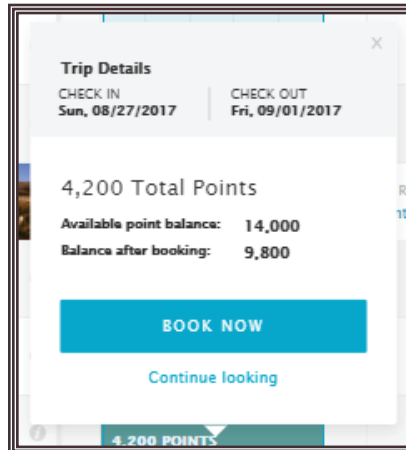
7

You can change your dates by dragging the slider to select a different set of dates.



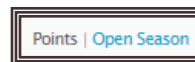
8

When you are ready to book, click the desired green bar. The pop-up includes the selected check-in and check-out dates along with a points summary. You can click **Book Now** to continue to booking or click **Continue looking** to close the pop-up.



9

You can switch between the ClubPoints cost and the Open Season cost by clicking **Open Season** or **Points** at the top right.

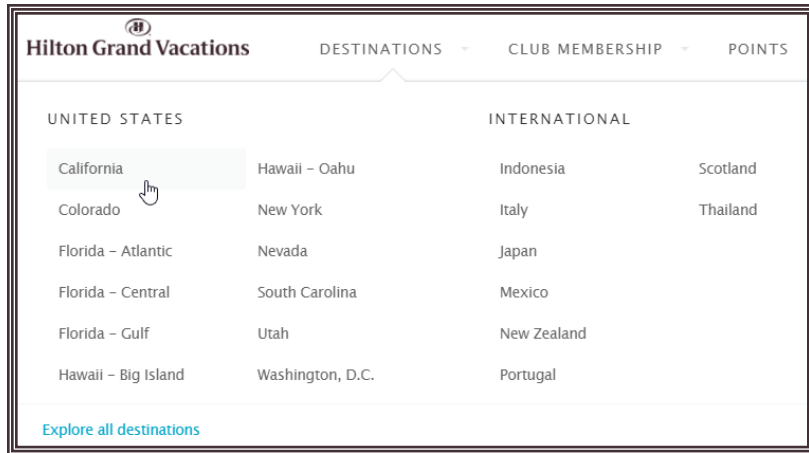


Tip: If you don't have enough ClubPoints to make a reservation, and you are within the Open Season window, don't forget to check to see how much the Open Season cost is.

If you have enough ClubPoints to cover the reservation, but prefer to pay the Open Season cost, you can do so. Just indicate which you would like to use on the Booking page.

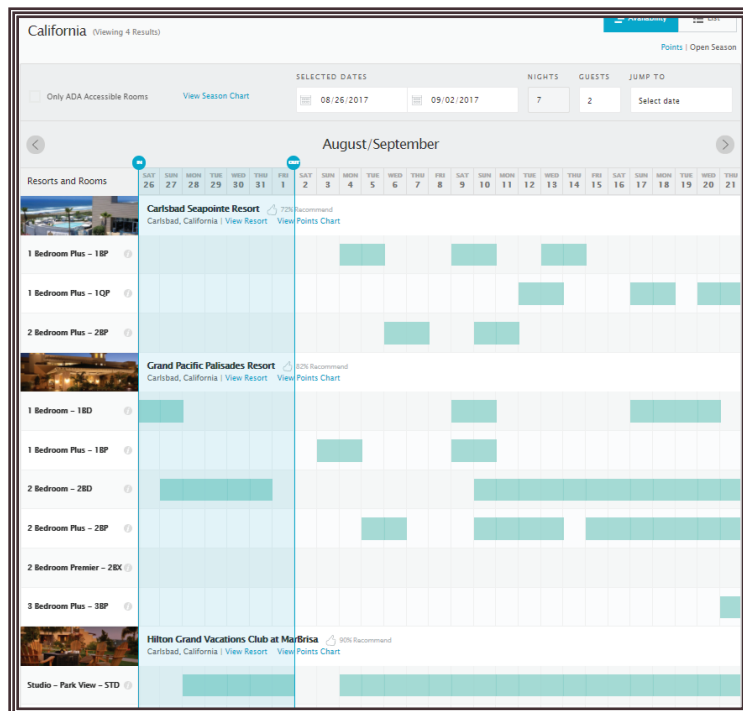
10

Not sure exactly where you want to go? We make it easy to search a variety of resorts at a destination. From the top menu, click **Destinations** and then select one of the locations or click **Explore all destinations**.



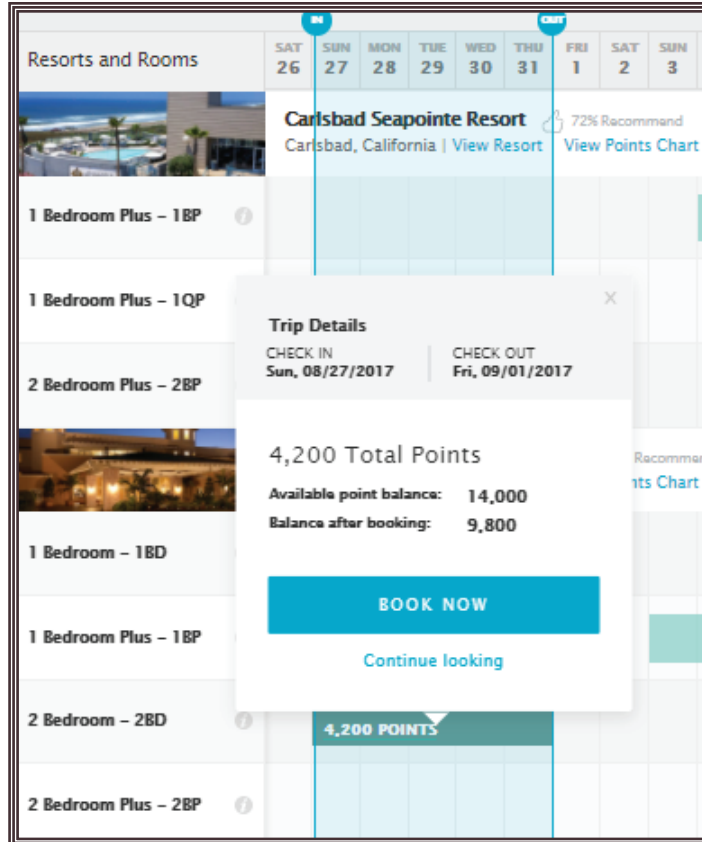
11

This search allows you to compare multiple resorts in an area to see what is available that meets your needs.



12

Once you have the dates selected on the desired resort and unit, click to get the Booking pop-up.



The screenshot displays the Hilton Grand Vacations booking interface. At the top, a calendar shows dates from Saturday, August 26 to Sunday, August 31. The selected dates are August 27 (Sun) and August 31 (Thu). Below the calendar, the 'Resorts and Rooms' section lists several options for the Carlsbad Seapointe Resort. The selected room is '1 Bedroom Plus - 1BP'. A 'Trip Details' pop-up is overlaid on the screen, showing the following information:

- Trip Details**
- CHECK IN: Sun, 08/27/2017
- CHECK OUT: Fri, 09/01/2017
- 4,200 Total Points
- Available point balance: 14,000
- Balance after booking: 9,800
- BOOK NOW** button
- Continue looking link

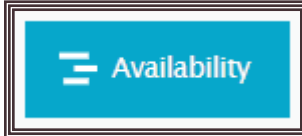
The background shows a grid of room options with point requirements. The '1 Bedroom Plus - 1BP' room is highlighted in blue, and a '4,200 POINTS' label is visible above the grid.


INVENTORY VIEWS

When searching, you can easily change the view by clicking the appropriate icon. Use whichever one is easiest for you to navigate.



Availability View





Resorts and Rooms	IN	SUN 4	MON 5	TUE 6	WED 7	THU 8	FRI 9	SAT 10	SUN 11	MON 12	OUT
 Ocean Oak Resort by Hilton Grand Vacations Hilton Head Island, South Carolina View Resort View Rooms											
2 Bedroom – 2BR ⓘ											
2 Bedroom Plus – Partial Ocean View – 2BP ⓘ											
2 Bedroom Premier – Ocean Front – 2BX ⓘ											



List View



California	
 90% Recommend	<p>Hilton Grand Vacations Club at MarBrisa</p> <p>Carlsbad, California</p> <p>Located in the quaint coastal village of Carlsbad, the Hilton Grand Vacations Club at MarBrisa resort features 15 villa buildings designed in classic Spanish Mediterranean style.</p> <p>Studio 1 Bedroom 2 Bedroom 3 Bedroom</p> <p>Starting at 2,450 TOTAL POINTS</p> <p>VIEW & BOOK</p>
 82% Recommend	<p>Grand Pacific Palisades Resort</p> <p>Carlsbad, California</p> <p>Poised atop a lushly landscaped ridge overlooking the sea, Grand Pacific Palisades Resort treats visitors to luxurious furnishings, extensive on-site amenities and close proximity to Southern California's most popular attractions.</p> <p>1 Bedroom 2 Bedroom 3 Bedroom</p> <p>Starting at 4,900 TOTAL POINTS</p> <p>VIEW & BOOK</p>